



## **Guidelines for Tree Management**

---

**2023**

---

## Table of Contents

---

<b>1. Introduction .....</b>	<b>3</b>
1.1. Background .....	3
1.2. Purpose of the tree management guidelines .....	3
<b>2. Tree Species Selections .....</b>	<b>4</b>
2.1. Selection criteria .....	4
2.2. Tree Species list.....	4
<b>3. Trees on Council-managed Land.....</b>	<b>6</b>
3.1. Tree Preservation Legislation and Tree Management.....	6
3.2. Tree planting .....	6
3.3. Street Tree Planting by Residents.....	7
3.4. Street tree pruning.....	8
3.5. Requests for removal of a Tree.....	8
<b>4. Guidelines for Roadside Vegetation removal.....</b>	<b>10</b>
<b>5. Appendices.....</b>	<b>13</b>
5.1. Appendix 1: List of preferred tree and shrub species.....	13
5.2. Appendix 2: Detailed Tree/shrub selection matrix.....	26
5.3. Appendix 3: Street Tree Planting Request Form.....	30
5.4. Appendix 4: Application Form to Prune/Remove Tree(s).....	32

# 1. Introduction

## 1.1. Background

Trees are an essential component within our streetscapes and open spaces providing a range of benefits to the community by cooling our towns, providing shade, supporting habitat, and providing important amenity values. However, trees can also present a risk to people and property by branches falling and potentially entire trees falling due to old age, poor structure, or other defects. Council and community recognise that climate change and population growth present unique challenges and threats to maintaining canopy cover.

The need to manage the streets and green spaces within the Shire's urban areas is essential, not only to protect people and property, but also to maintain their health and longevity.

Good planning, species selection and appropriate maintenance are vital for safe and manageable streets, roadsides and open spaces that will provide aesthetic, physical, environmental, and ecological benefits to the community. It is Council's role to manage these trees on behalf of the community in a safe, effective and efficient manner to provide maximum aesthetic, physical and psychological benefits to all.

## 1.2. Purpose of the tree management guidelines

These guidelines have been developed to support the implementation of the **Tree Management Policy for Council-Managed Land 2023** and provide a framework to protect, promote and nurture trees in our streets and open spaces.

These guidelines should be read in conjunction with the principles and definitions in the Tree Management Policy for Council-Managed Land 2023 and relevant legislation.

The following principles apply:

- » "Planting the right tree, for the right location" with consideration given to their whole of life maintenance requirements and the possible impacts to private and Council infrastructure, and public safety;
- » Species selection is based on careful consideration to the environmental, social, and historic character of individual urban areas;
- » Protection and retention takes precedence during the assessment of development applications, delivery of infrastructure, performing maintenance activities and when assessing event applications likely to cause impact to public trees;
- » Achieving a sustainable urban forest takes into consideration the possible conflict between trees, community expectations and the built environment;
- » Sustaining tree population entails implementing an appropriate tree removal/replacement programs that ensure the tree resource is continually managed; and
- » Management of trees shall be in line with relevant legislative requirements and best management practices.

## 2. Tree Species Selections

### 2.1. Selection criteria

As most trees in the streets and parks within Uralla Shire will occupy their planting sites for many years, a careful considered selection of the site and tree species is vital. The basic principle in tree selection is the **right tree for the right place** with due consideration given to aesthetic/design requirements, biological criteria (i.e. tolerances) and functional criteria (management issues). Given the land diversity across the Shire there is not one overall 'perfect' tree, therefore the most successful course is to match the planting site limitations with the right tree for that site.

Species of trees are selected based on:

- » **Biological requirements** relate to a trees ability to tolerate the existing climate and urban conditions. The species selected should have high tolerance levels that will allow establishment and sustained growth while producing desired benefits with low management inputs. It also relates to available root space to sustain the potential tree size.
- » **Ecological issues** include selecting plants that do not have the potential to become woody weeds and impact on natural systems.
- » **Functional and spatial issues** include the tree's ability to be pruned so as to provide required clearances. It also relates to the tree's root system and its limited impact on adjacent infrastructure. Certain species have been identified as more problematic than others in causing pavement damage.
- » **Aesthetic issues** consider the ability for trees to enhance the visual amenity of a streetscape or area, without negative impact to surrounding infrastructure.
- » **Health considerations.** Species selection will utilise trees that have no known or low levels of toxic or allergenic characteristics.
- » **Tree longevity** is also considered as the longer a tree is allowed to grow in a site the greater the benefits to the landscape and return on initial investment the trees will have.
- » **Native and indigenous species** will be used appropriately considering the pervading landscape context of open space and streets where the landscape is dominated by like vegetation or where there is strong community support.
- » A mix of exotic, native or indigenous tree species can be found in many areas of open space throughout Uralla Shire. Future tree planting may continue to maintain this mixed theme or, based on community support, reinforce a particular tree species theme.

### 2.2. Tree Species list

Council's **preferred street and open spaces tree species list** (see Appendix 1) was developed to ensure trees are selected to suit the site conditions. Council acknowledges the selection of appropriate tree species requires careful consideration of several factors, including:

- » Availability and suitability of the species for the location;
- » Suitability of the species within the context of the existing character of the street and neighbourhood, local landscape, and infrastructure;
- » Structural integrity of the tree species;
- » Immediate and potential future impact on overhead and underground services;
- » Ability to maintain clear sight lines and lines of travel for vehicles and pedestrians;
- » Potential for roots to cause damage to existing infrastructure both public and private;
- » Proximity of the tree to, and the type of, building/dwelling (considering the size of the tree when mature);
- » Structure and habit of the mature tree;
- » Maintenance requirements; and
- » Expected life of the tree.

DRAFT

### 3. Trees on Council-managed Land

#### 3.1. Tree Preservation Legislation and Tree Management

Council is responsible for the management and maintenance of all trees on all Council-managed land, including those that may have been planted previously by residents on Council verges.

Trees and vegetation in the Uralla Shire Council are protected under the:

- » [State Environmental Planning Policy \(Biodiversity and Conservation\) 2021](#)
- » [Biodiversity Conservation Act 2016 No 63](#)
- » [Local Land Services Amendment Act 2016](#)

The **Biodiversity and Conservation SEPP** regulates proposed tree and vegetation removal that is not associated with a development but still requires a permit from Council.

Tree management on rural properties (which are not managed by Council) that are zoned as below is administered by the Local Land Services under the **Local Land Services Amendment Act 2016** :

- » RU1-Primary Production
- » RU2-Rural Landscape

#### 3.2. Tree planting

Trees are planted in streets where opportunities exist due to the removal of dead or diseased trees, where there are gaps in established avenues, and where residents have requested that trees be planted.

The following criteria need to be applied to the decision-making process during tree replacement:

- » If the trees are actively causing problems (such as lifting road surfaces or becoming an environmental nuisance) replacement becomes a priority and will take place on a block by block or street by street basis;
- » Replacement trees need to be of a **similar** character and form to the specimens being replaced to maintain consistency in the streetscape;
- » Existing site conditions such as current road and parking widths as well as kerbing alignments need to be sufficient to sustain healthy growth of the trees;
- » Trees are not to be located where private overhanging trees will significantly reduce their health, vigour or shape or where foliage from the mature street tree will impinge upon traffic signals;
- » Where nature strips do not exist, street trees can be planted within pedestrian areas where a minimum of 1.5m width can be maintained; and
- » No new tree planting shall be undertaken in streets with a pedestrian area less than 2.1m wide, i.e. the distance between the back of kerb and the property boundary.

Urban environments present challenges to establishing and maintaining trees. Space is restricted by overhead and underground utilities and services, the proximity of roads,

footpaths and driveways. Therefore the planting of trees in streets is subject to the [Local Government Act 1993](#), the [NSW Electricity Supply Act 1995 No 94](#), and the [NSW Water Acts and Regulations](#). Council plants species which are appropriate for the streetscape and are well suited to local conditions. Thus, the recommended tree planting spacing is as follows:

- Small Trees, <7m: 5 – 10 m centres
- Medium trees, 7-15m: 10 – 15m centres
- Large Trees > 15m: 15- 20m centres

**Table 1:** Street tree planting clearance

Street feature	Minimum distance from feature
Intersection in residential streets except in quieter residential streets where visibility may not be a problem	15m
Streets intersecting with a main road.	18m
Driveways	2m
Pedestrian crossings – distance from outer edge of crossing on either side	10m
Street lighting pole	5m
Footpaths/Cycle ways – clearance from edge of cycleway path to centre of tree trunk	0.8m
Electrical Power Poles- Essential energy requirement	15 m (or distance equal to tree mature height, whichever is greater)
Water Meter	1.5m
Manholes and storm water inlet pit	1.5m
Utility boxes, hydrants or drainage pits	2m
Stop signs	8m or more if necessary for clear vision
Regulatory signs	Not to block sign

### 3.3. Street Tree Planting by Residents

Council appreciates and supports the activities of residents and community groups who support and assist in tree planting activities across the Shire. Due to the necessity that Council abides by the legislation discussed above, permission from Council should to be sought before planting trees and shrubs within Council-managed nature strips, road reserves, parks or any other public open space.

While planting by residents may be well meaning, problems may arise from plantings that have not undergone adequate planning and assessment. Some issues that may arise from unauthorised planting include:

- » Obscuring vision for vehicle and pedestrian traffic.
- » Inconsistency with Council plantings and plans of management.
- » Future damage to Council and/or private property.
- » Public liability claims and the added difficulty of ongoing maintenance, for example inappropriate species planted near power lines.

Council reserves the right to remove inappropriately planted vegetation. Council may, where deemed appropriate and where possible, facilitate a replanting with more suitable vegetation consistent with Council's policies.

Therefore if you would like to plant a tree on the nature strip or other area of Council-managed land, please complete the **Street Tree Planting Request Form** (*Appendix 3*). Council will assess the application to determine if the site and proposed species is suitable.

### **3.4. Street tree pruning**

Pruning is an essential component of the effective management of Council's trees. Once trees are established, pruning is the key maintenance process to keep individual trees in a safe and visually appealing condition. This will be achieved through, but not restricted to, the following:

- » Pruning in accordance with the Australian Standard for Tree Pruning, AS 4373 – 2007 (Pruning of amenity trees);
- » Maintain public safety through the removal of structurally unsound limbs;
- » Maintain tree health through the removal of dead or diseased material;
- » Maintain prescribed clearances from services;
- » Maintain prescribed clearances from roads, footpaths and driveways;
- » Ensure traffic safety and visibility of road signs; and
- » Minimise future work requirements through the removal of potential tree species which are known to pose future problems.

Council is responsible for the pruning of all trees on the streets. Residents are not permitted to prune street trees. If you believe a street tree needs pruning, please contact Council's Customer Service team to request staff to check the tree and take appropriate action.

The following issues are not necessarily considered as justifiable reasons to prune trees on Council-managed land, or native vegetation on public land generally:

- » leaf drop into gutters, downpipes, pools, lawn areas, etc;
- » to create an increase natural light if the tree existed prior to the construction of an affected dwelling or an installation of solar appliances;
- » to improve street lighting into private property;
- » to enhance views or reduce the height of trees;
- » to erect a fence or reduce shade created by a tree(s);
- » to reduce fruit, resin or bird droppings falling on cars, driveways or clothing lines
- » in response to minor lifting of driveways and footpaths by the tree roots; and
- » for a potential bushfire control hazard that has not been confirmed by the Council.

### **3.5. Requests for removal of a Tree**

Trees, whether alive, senescing or dead, have an intrinsic value as habitat and their removal is viewed by Council in the first instance as undesirable. However Council recognises there



will be some circumstances where removal of a tree is necessary. The removal of a tree (other than pest or dangerous trees) will be treated by Council as the option of last resort, with pruning always being preferable to complete removal.

The removal of any tree on Council-managed land whether it is dead, alive, fallen or standing, from Council is prohibited unless you have prior approval.

If you believe the removal of a tree on Council-managed land is required please contact Council's Customer Service team to request a Prescribed Tree Removal Application Form (Appendix 4)

### **Matters for Consideration**

Upon receipt of a Prescribed Tree Removal Form the Council will consider – but not be limited by – the following matters when determining an application to prune/ remove a tree or monitoring needs to be undertaken:

- (a) Risk of personal injury posed by the tree;
- (b) Risk of damage to buildings, structures or services;
- (c) Health, growth habit, stability and structural soundness of the tree;
- (d) The significance of the tree; and
- (e) The contribution of the tree to the surrounding landscape and amenity.

**Council may approve a tree removal request (at no cost to the applicant) in the following circumstances:**

- » the tree poses an unacceptable risk to public safety;
- » the tree is causing a significant impact to public or private property or infrastructure and alternative methods for minimising the impact will not be effective;
- » The tree is structurally poor and/or poses an unacceptable risk to public or private safety and/or has a history of major limb failure;
- » the tree is dead, diseased, damaged, or deformed and cannot be revived to a sustainable condition;
- » the tree is detrimentally affecting the health of a nearby resident, the request is supported by evidence from a medical specialist, the species of tree is uncommon in the vicinity of the applicant's residence and alternative options for managing the issue are not feasible;
- » the tree restricts vision for safe vehicle movement and other alternatives such as effective pruning cannot be achieved;
- » the tree is a pest tree and removal is consistent with Council's established budgetary priorities for the management of pest plants on Council land;
- » tree removal is required to facilitate improvements to Council infrastructure and the infrastructure cannot practicably be redesigned to avoid the need for removal; and
- » the tree is in the location of an approved Council development.

**The following will not be considered as valid reasons for removal of a tree on Council-managed land:**

- a) a leaf drop (into gutters and downpipes, pools, lawns and the like);
- b) to reduce shade or increase natural light if the tree existed prior to the construction of an affected dwelling, establishment of a garden area, or installation of solar appliances;
- c) to improve street lighting of private property;
- d) to enhance views;
- e) to reduce fruit, resin or bird droppings on cars, driveways and clothes lines / washing
- f) minor lifting of driveways and paths by tree roots;
- g) to erect a fence;
- h) bushfire hazard control that has not been verified by RFS or Fire & Rescue; or
- i) potential damage to sewer mains unless supported by written expert advice and only where reasonable alternatives are not feasible eg relocation or encasement of main, and the trees causing the damage can be identified.

**Note:** Council's refusal of a tree application will only be reconsidered where satisfactory evidence is supplied by a suitably qualified person.

#### **4. Guidelines for Roadside Vegetation removal**

Trees on rural road corridors (Council-managed land) are managed as part of Council's roadside vegetation assets. Many of these trees provide habitat for wildlife and may often be the only remnant or remaining Indigenous vegetation in the area. The protection of trees is considered as part of maintenance of trees on roadsides.

Due to their ecological importance it is Council's preference that fallen trees in rural road corridors are left in place unless there is an overriding safety issue to do something else (ie they are creating a traffic safety hazard for example). Removal of fallen trees or dead wood from roadsides is therefore not permitted without the express approval of Council.

In Council's own work, the following strategies shall be used in in order to manage biodiversity impacts in road construction projects that involve the removal of vegetation, in order to minimise impacts on fauna and habitats.

##### **Pre-clearing process:**

Pre-clearance process shall be undertaken to check for any threatened flora or fauna species within areas to be cleared and provide adequate safeguard measures to minimise the impact of the clearing on resident fauna. The following shall be undertaken:

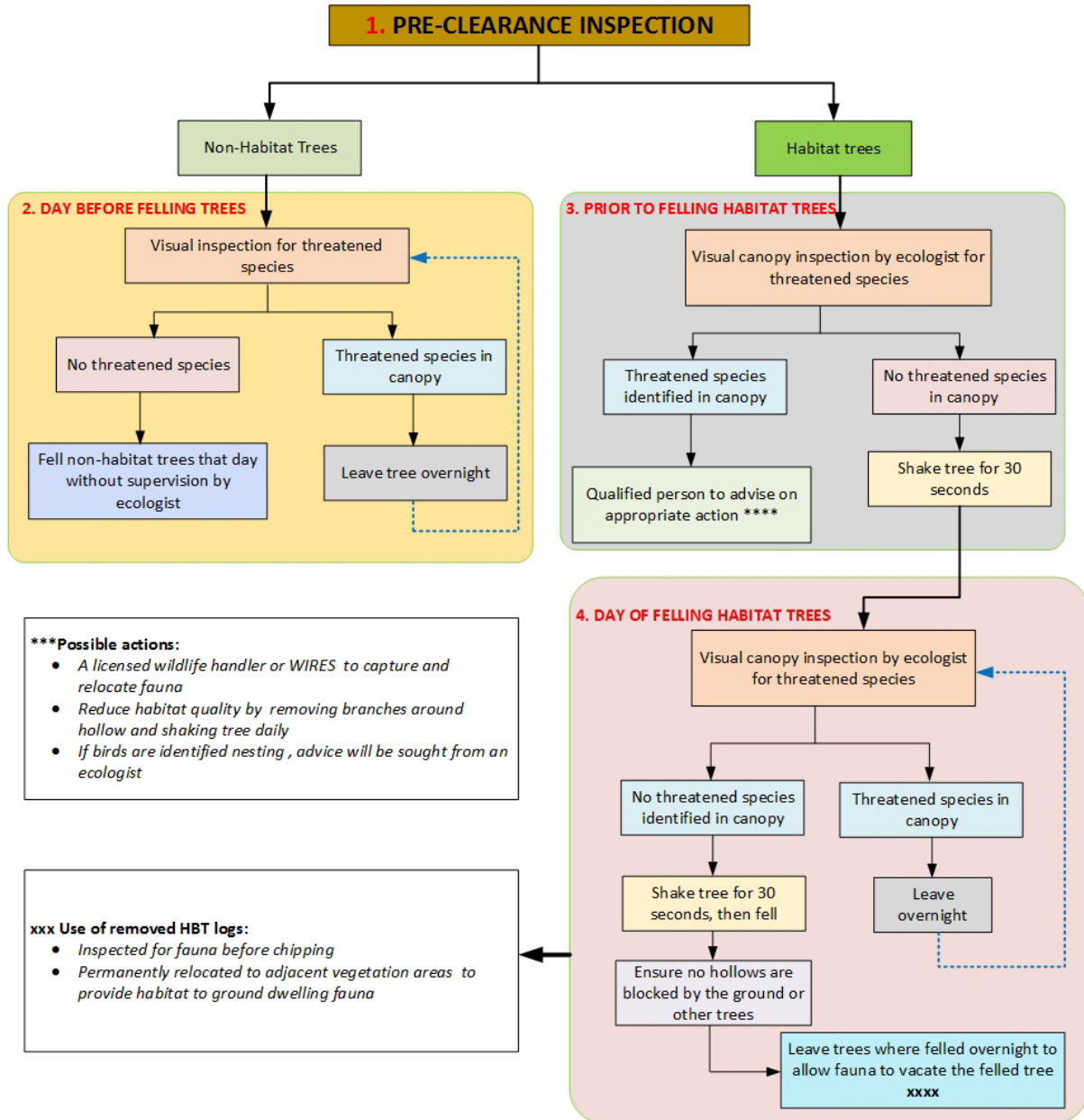
- » Environmental assessment to identify known locations of biodiversity features and identifying fauna that have the potential to be disturbed as a result of clearing.
- » Engaging an ecologist to check for the presence of threatened flora and fauna identified in the environmental assessment as likely to occur.

- » Recording details of all hollow-bearing trees, trees containing threatened fauna.
- » Marking habitat features to be protected during construction.
- » Confirming the location of a pre-determined habitat for the release of any fauna encountered onsite.

**Clearing of roadside vegetation:**

Clearing of vegetation has the potential to displace, injure or kill native fauna, including threatened species. USC shall undertake the following steps to minimise the impacts on fauna from loss of habitat as a result of vegetation removal:

- » The hollow-bearing trees (HBT) to be removed shall be clearly marked by spray painting.
- » A licensed wildlife carer/or ecologist shall be present during all habitat removal activities to capture and relocate fauna that may be encountered.
- » Staged habitat removal: All non-hollow bearing vegetation (trees, undergrowth, feed-trees, regrowth and grass) shall be removed prior to the removal of HBT.
- » Identified HBT shall be left for at least 24 hours after removing non-habitat vegetation to allow fauna to escape.
- » An ecologist shall check hollow-bearing trees to ensure they are not used by fauna before felling. Where necessary, fauna may be trapped and relocated to a pre-determined habitat for release.
- » Before felling HBT, the tree trunk shall be tapped using an excavator to scare fauna from the hollows. This will be repeated several times to 'substantially' shake the tree to make the wildlife exit the tree.
- » Habitat trees shall be felled carefully to avoid injury to any fauna remaining in trees.
- » A re-check shall be undertaken after felling HBT to ensure no fauna have become trapped or injured during clearing operations. Any animals that emerge shall be captured, inspected for injury then relocated to a pre-determined nearby habitat.
- » Where HBT trees are taken down in stages, the non-hollow-bearing branches shall be removed before the hollow-bearing branches are removed.
- » The logs of HBT shall be stockpiled separately from other vegetation stockpiles:
  - The logs shall be inspected for fauna immediately before chipping to avoid injury/death to fauna that may be present.
  - Where appropriate, the logs shall be permanently relocated to adjacent habitat areas where it would not be considered a fire hazard. This would provide additional potential habitat for ground-dwelling fauna such as reptiles and small mammals.











**Figure 1: Tree removal procedure**





## 5. Appendices





### 5.1. Appendix 1: List of preferred tree and shrub species

#### Deciduous trees with colourful autumn foliage

Species	Common name	Height x width (m)	Description (growth rate, useful life)
 <p><i>Fraxinus angustifolia</i></p>	Narrow leaf ash	20 x 8	Attractive, pyramidal shaped, deciduous tree with handsome, divided, elliptic, mid green leaves that grow in whorls of 3-4 and make for good autumn colouring before they fall.
 <p><i>Fraxinus oxycarpa</i> "Raywoodii"</p>	Claret ash	12 x 12	A good shade tree with beautiful autumn foliage, the Claret Ash is suitable for larger gardens, parks, and street plantings. Has been a very popular landscape tree in Australia for many years.
 <p><i>Fraxinus excelsior</i> "Aurea"</p>	Golden ash	10 x 4	A broad crowned, deciduous tree with golden stems, black buds and bright yellow leaves in summer. It turns wonderful shades of red and brown in autumn.
 <p><i>Liquidambar styraciflua</i></p>	Liquidambar or sweet gum	15 x 15	Large, fast growing deciduous trees, probably best known for their spectacular orange, purple, red or yellow autumn foliage. Require an adequate root run. They are large trees with strong roots which can crack concrete.





Species	Common name	Height x width (m)	Description (growth rate, useful life)
<p><i>Ginkgo bilboa</i></p> 	Maidenhair tree	10 x 8	A tall growing deciduous tree with maidenhair like foliage. The foliage colours golden yellow in Autumn. The female tree bears a plum-like cone with an ill smelling flesh, but the kernel is edible and sweet. Slow growing and requires good soil and plenty of water during summer.
<p><i>Sapium sebiferum</i></p> 	Chinese tallow	8 x 10	A fast growing small to medium tree with a distinct main trunk and grey bark with furrows which run from top to bottom. The green heart shaped leaves change in autumn, displaying a brilliant array of colour in shades of crimson, yellow and orange. This variety starts off as a pyramid shape when young and develops a medium domed crown as it matures.
<p><i>Malus floribunda</i></p> 	Crab apple	5 x 6	A most delightful spring flowering hardy small to medium sized tree with blossoms in white, pink, or red followed by small, green, gold or pink 'apples' Stunning autumn colour in shades of yellow, red, orange and purple.
<p><i>Murraya paniculata</i></p> 	Mock orange	3 x 3	A fast-growing deciduous shrub that has a dense, rounded growth habit. It sports oval, serrated, dark green leaves and features showy, cup-shaped, four-petal flowers in the late spring and early summer. The lovely, fragrant flowers of the mock orange are said to resemble orange blossoms, which is how the shrub got its common name of mock orange. They are rich with nectar.

Species	Common name	Height x width (m)	Description (growth rate, useful life)
<i>Cotinus Coggygria</i> 	Smoke bush	3 x 2	Deep purple foliage provides a dramatic contrast to the usual green and oat-coloured grasses. Misty pink clouds of flower emerge in late spring to early summer and gracefully waft like puffs of smoke above the dramatic rounded leaves. Spectacular crimson foliage follows in autumn. The unusual almost perfectly matt surface of the leaves makes a striking feature in borders and mixed plantings, offering a unique saturation of colour.
<i>Prunus nigra</i> 	Flowering plum	5 x 4	A small, ornamental flowering plum with very dark purple summer foliage carried on dark branches. Single pink flowers in spring make a spectacular display. Often used as a striking small foliage contrast tree for smaller gardens or as a street tree. Well-known and has been commonly used as a street tree.
<i>Prunus serrulate</i> 	Japanese flowering cherry	10 x 8	Medium tree with a broad vase-shaped crown that droops somewhat with overhanging branches when older. The smooth bark is brownish-green, twigs reddish-brown. The young leaves are bronze coloured and emerge at the same time as the flowers. In the summer the leaves turn dark green with a somewhat bluish-green underside. The autumn colour is yellow to orange. It flowers abundantly from late April to early May, producing double pure pink flowers. For parks, public gardens avenues and streets.
<i>Acer rubrum</i> 	Lipstick maple	12 x 9	An upright deciduous tree with a rounded canopy of thick green leaves that turn bright orange to deep crimson in late autumn. Leaves stay green longer than other varieties, but the seasonal display is worth the wait. Great choice for either a specimen planting, mass planted as a bold avenue or as a shady street tree.





Species	Common name	Height x width (m)	Description (growth rate, useful life)
<i>Acer palmatum</i> 	Japanese maple	4 x 2	Well known for its beautiful array of colours throughout the year, with its green foliage turning into a stunning crimson red in the autumn before falling. Through the Winter it makes up for its lack in foliage with its greyish-purple bark that stands out. It has a good tolerance to most soil types and conditions once established. Although it prefers a cooler position making it frost tolerant with moist, well-drained soils.
<i>Acer platanoides</i> 	Crimson Sentry	7 x 4	Upright branching, compact dense and broadly columnar. Has dark purple leaves in spring, turning greenish in summer and golden autumn colouring. Slow to moderate growth rate
<i>Fraxinus Americana</i> 	White Ash	11 x 8	This is a fast-growing, large deciduous tree with nice canopy suitable for a shade cover. Foliage is a combination of dark green on top of the leaf and lighter green underneath. In autumn, leaves turn a range of yellow, orange or bronze autumnal colours. The tree is oval-shaped when young, becoming more rounded with age, with upright spreading branches
<i>Quercus coccinea</i> 	Scarlet oak	12 x 8	A highly ornamental, fast-growing, deciduous Oak which has an open, wide spreading habit. It is more rounded than Pin Oak with larger foliage showcasing a brilliant display of colour in autumn when the leaves turn an intensely vivid scarlet colour before falling. Spring sees glossy green, deeply lobed new foliage and acorns produced can take up to two years to mature starting off green and turning pale brown with a deep cap covering them by half. Young bark is relatively smooth and grey, darkening with maturity.










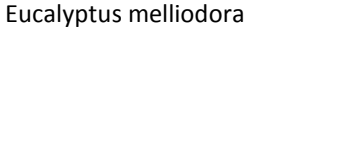
Species	Common name	Height x width (m)	Description (growth rate, useful life)
<p><i>Nyssa sylvatica</i></p> 	Tupelo	15 x 8	A stunning tree best known for its rich autumn display and highly ornamental barks. Popular as a specimen tree for parks and gardens. Conical growth habit, becoming rounded with age. Tolerates poorly drained and moderately wet sites, but best in a well-drained, moist, acid soil. Intolerant of compacted soils, high pH and high atmospheric pollution. A relatively slow growing species,
<p><i>Quercus palustris</i></p> 	Pin Oak	14 x 8	A fast-growing deciduous tree with shiny, deeply lobed dark green leaves. In autumn, foliage turns bronze with occasional red coloured leaves and tends to stay attached to the shoots until the new spring growth begins. Conical in shape, it has a strong leader which over time develops a loose spreading canopy. The bark of the young tree is smooth, but by middle age develops more texture. As the tree matures, it forms a distinctive structure whereby upper branches point upwards, middle branches are horizontal and lower branches droop.
<p><i>Pyrus calleryana</i></p> 	Flowering pear	12 x 7	This pear takes up very little space making it a perfect selection for small gardens and tight spaces. Gorgeous early white spring blossom appears in profusion, forming a dense carpet of snow as it falls. Thick, glossy green leaves create a lush summer feel and transition through autumn, memorable for its vibrant hues from orange to red. Trees bear tiny inedible pear-like fruits mostly hidden by the foliage. It has a neat vertical form and is popular for its adaptability to a wide range of urban conditions, including poor soils, drought, pollution and compaction. A beautiful specimen or deciduous hedge with year-round attributes. Medium growth rate.
<p><i>Platanus orientalis</i>"digitat"</p> 	Oriental Plane	20 x 10	This is a large tree that has dark finely pointed green leaves with five lobes. It has a large trunk that has attractive coloured grey to white bark. It produces insignificant flowers in Spring followed by brown fruits.





Species	Common name	Height x width (m)	Description (growth rate, useful life)
<p><i>Quercus rubra</i></p> 	Red oak	20 x 9	<p>Fast-growing, long-lived deciduous tree. Well structured, this tree grows straight and tall, developing a solid trunk and rounded top with age. Bark is grey brown in colour and foliage is broad and glossy. In its native area, where winter temperatures are quite low, the dark green foliage turns a vibrant red colour. Leaves will be more likely to turn a maroon-red colour before falling.</p> <p>Due to its broad crown, this tree makes an excellent street or park tree, where there is adequate space for it to show-off all its autumn charm. It grows well in most soils. With a little regular irrigation, it will grow relatively quickly</p>
<p><i>Pistacia chinensis</i></p> 	Chinese pistache	8 x 6	<p>This lovely small, deciduous tree has a moderate growth rate and great autumn colour in shades of orange, yellow and red. Bark is dark grey with shallow furrows and this variety is capable of withstanding relatively harsh conditions. A fantastic feature tree in parks and gardens. Great for street planting. Provides shade for shade loving plants to grow undergrowth.</p>
<p><i>Ulmus parvifolia</i></p> 	Chinese Elm	18 x 15	<p>Structurally upright when young, becoming ovate with age forming lustrous dark green foliage and a dense large crown providing good shade.</p> <p>A very adaptable tree capable of growing well in a wide variety of sites. Performs best in moist, well drained soils, but will tolerate some dryness as well as wet sites.</p> <p>Perfect for Shade tree, large properties</p>
<p><i>Koelreuteria paniculata</i></p> 	Golden rain tree	10 x 10	<p>A deciduous tree with pinnate, green foliage that turns golden/yellow in autumn. It bears terminal clusters of long, yellow flowers that hang down from the branches in early summer giving it its name of Golden Rain. The flowers mature to papery, pinkish/brown pods that contain pea sized seeds. The bark of the trunk is furrowed.</p> <p>It can be quite spectacular when established but responds best to hot summers, dry autumns, and cold winters.</p>

## Favoured natives:





Species	Common name	Height x width (m)	Description (growth rate, useful life)
<i>Acacia baileyana</i> 	Cootamundra wattle	6 x 4	This is a very fast-growing small tree with beautiful grey feathery foliage and bright yellow flowers in late winter. The flowering is often so prolific that can hide the foliage. The colour and texture of the leaves is a year-round feature. This species does tend to seed itself, so it is best not to plant it near areas of natural bushland to prevent it from establishing feral populations, however, in urban areas it makes a magnificent small street tree. Relatively short lived.
<i>Acacia implexa</i> 	Hickory wattle	10 x 6	Medium tree with a bushy crown has very dark coloured and rough bark, more so at the base smoother above. Leaves are light green, drooping and sickle shaped. Flowering occurs irregularly (influenced by rainfall), generally in warmer months with pale yellow ball shaped flowers. Distinctive twisted seed pods follow
<i>Acacia fimbriata</i> 	Fringed wattle	6 x 4	An evergreen, short trunked tree with a dense foliage cover of soft, light green, linear leaves. It flowers in mid-winter and spring, producing masses long cylindrical spikes of fluffy, butter yellow, globular flowers. It responds well to regular pruning to keep it tidy and compact. This tree is great as a fast-growing screen because of its dense foliage. This Acacia will have a useful life of about 8-12yrs.
<i>Nothofagus gunnii</i> 	Fagus beech	6 x 6	A tangled deciduous shrub or small tree with a thick shrubby appearance. The leaves are alternate, simple, and ovate, with rounded teeth on the margins and show a distinct "concertina" shape. They are bright green, turning yellow, then sometimes brilliant red, in autumn. The plant has separate male and female flowers that can occur on the same tree. Both male and female flowers are small and inconspicuous.





Species	Common name	Height x width (m)	Description (growth rate, useful life)
<p><i>Hakea laurina</i></p> 	<p>Pincushion hakea</p>	<p>5 x 5</p>	<p>A small tree with spectacular globular red flower heads with protruding white styles which mainly flower during autumn and early winter. Often grown as a screening shrub that is very hardy and tolerant of frost and drought conditions.</p> <p>The leaves of are dark green, long, and narrow, and have a slightly serrated edge.</p>
<p><i>Eucalyptus torquate</i></p> 	<p>Coral Gum</p>	<p>12 x 10</p>	<p>Small to medium spreading native tree with rough grey to black bark on the trunk and larger branches. The bark flakes rather than peels. Leaves are lanceolate and grey-green in colour. Flowers are large and normally coral-pink in colour.</p> <p>Prefers well-drained soils and can withstand dry conditions.</p> <p>Good for planting in gardens and streets</p>
<p><i>Acacia filicifoli</i></p> 	<p>Fern-leaved Wattle</p>	<p>6 X5</p>	<p>An erect shrub or tree which has smooth grey or dark brown bark which develops fissures as it ages. The smaller branches are more or less cylindrical with fine, longitudinal ridges. Each head of flowers consists of fifteen to thirty individual yellow to bright yellow flowers from July to September.</p>

Species	Common name	Height x width (m)	Description (growth rate, useful life)
Acacia melanoxylon 	Blackwood	7 x 4	Prefers higher rainfall, grows on wide range of soils, provides excellent windbreak good shade, does not inhibit grass growth. Attractive feature or shade tree in broad streetscapes, reserves, and parks. Not suitable for narrow streetscapes, under power lines or close to pipes or drains. Long lived and does not shed limbs as frequently as some eucalypts and other acacia species. Attracts birds, native butterflies and insects, caterpillar food plant.
Angophora floribunda 	Rough-barked Apple	15 x 15	Provides reasonable wind break. A worthwhile stately tree for inclusion in parks or street scapes. Generally short trunked with low branches when grown out in the open. <b>Not prone to limb drop</b> , however does not like to be pruned heavily since this will encourage poor branch attachment. Develops an interesting branching habit with age, becoming gnarled and twisted.
Casuarina cunninghamiana 	River Oak	20 x 15	Very ornamental, excellent soil binder. Frost hardy. Prefers moist environment (creek banks) but will tolerate dry periods.
Eucalyptus blakelyi 	Blakel's Red Gum	20 x 5	Medium-sized tableland red gum tree commonly found in swampy creek lands. Typically has a smooth bark, sometimes with accumulated rough bark at the base in varying shades. Pink to white flowers from October to December.
Eucalyptus melliodora 	Yellow Box	18 x 10	The "yellow" refers to the sapwood colour and the "box" to the non-peeling, finely matted bark texture. It is a well-behaved street tree with a good silhouette and, when the nectar flow starts, fragrant. Reasonably

Species	Common name	Height x width (m)	Description (growth rate, useful life)
			<p>ornamental, excellent shade tree with deep root systems and does not inhibit grass growth. The flowers (Nov-Jan) are a major source of nectar for apiarists.</p>
	<p>New England Peppermint</p>	<p>20 x 12</p>	<p>Endangered species isolated to the New England Tablelands having been heavily impacted by New England Dieback syndrome. Can tolerate heavy frosts and cold conditions. Often located in lower slopes within drainage channels or adjacent to waterways on fertile, deep soil. Flowering occurs between February and May, with fruit held in the canopy for 6 to 12 months or more. Produces nectar for bees and is a known food source for koalas. Common in creek lands.</p>
	<p>Snow Gum or White Sally</p>	<p>10 x 8</p>	<p>A hardy and drought-tolerant evergreen tree that is known for its distinctive, mottled white and grey bark. A popular choice for landscaping and garden design due to its attractive, multi-coloured bark and striking appearance. Provides excellent shade cover. It is also commonly used as a windbreak or screen plant, as it can tolerate strong winds and harsh conditions. Hardy and drought tolerant. Requires little to no maintenance once established, except for occasional pruning to maintain its shape or remove damaged or dead branches.</p>
	<p>Manna gum, Ribbon gum, White Gum</p>	<p>30 x 15</p>	<p>A straight tree with rough bark on the trunk and the larger branches. The bark on the upper part of the tree peels away in long "ribbon" which can collect on the branches and surrounding ground. The leaves are the favoured food of Koalas. The sap has a high sugar content which makes it a food for tree dwelling marsupials such as the Yellow-bellied and Sugar Gliders. Provides good shelter and windbreak</p>




## Native Shrub Species

Species	Common name	Height x width (m)	Description (growth rate, useful life)
<p><i>Acacia rubida</i></p> 	Red-stemmed Wattle	2 x 2	Very common creek land species, very hardy. Cream/yellow flowers from August to October. Valuable ornamental, particularly conspicuous during winter when stems are reddish. Severe pruning after flowering benefits plants.
<p><i>Acacia amoena</i></p> 	boomerang wattle	3 x 2.5	The shrub has an erect to spreading habit and has reddish brown branchlets. It blooms between July and December and produces inflorescences with bright to pale yellow flowers. The spherical flower heads contain six to twelve bright golden flowers with dark brown bracteoles.
<p><i>Callistemon sieberi</i></p> 	Alpine or River Bottlebrush	3 x 2	An attractive, easy to grow plant which could be used in as a screen or informal hedge or as part of a mixed border. It is fast growing with fine soft foliage and a showy flower display which attracts nectar feeding birds. It will tolerate drought, neglect and hard frosts Flowering is prolific and long lasting, occurring from November to March. Very common creek land species, suitable for poorly drained soils.
<p><i>Callistemon citrinus</i></p> 	Crimson Bottlebrush	4 x 3	Evergreen shrub with arching branches clothed with lance-shaped leaves that emerge coppery before maturing to grey-green. The special attraction of bottle brush is its habit of flowering twice a year if well-watered. The main flowering season is from early November, but its autumn flowers are even more welcome from the end of March. The brilliant red looks fresh in late summer heat waves and warm in early winter.

Species	Common name	Height x width (m)	Description (growth rate, useful life)
<p><i>Callistemon pungens</i></p> 	<p>Prickly Bottlebrush</p>	<p>4 x 3</p>	<p>Distinct shrub or small tree ranging from 2-5 m tall. The leaves are 2-3 cm long with a pungent tip 1-2 mm long. The flower spike is 5-6 cm long and 2.5-4.5 cm in diameter. The species is characterised by its purple stamens and small, pungent leaves.</p>
<p><i>Bursaria spinosa</i></p> 	<p>Blackthorn</p>	<p>3 x 2</p>	<p>Produces abundant small white flowers through Summer. It is usually grown as a small to medium shrub for garden and landscape settings. The flowers are sweetly perfumed, making this shrub a lovely feature plant, and its hardiness makes it a good choice for garden and landscape use. Low maintenance and fast-growing, it performs best in well-drained soil and will thrive in conditions from full sun to partial shade. Yearly pruning will prevent it becoming leggy. Great for attracting birds as the dense prickly foliage offers a protective shelter.</p>
<p><i>Hakea macrocarpa</i></p> 	<p>Small fruited hakea</p>	<p>2 x 2</p>	<p>Unusual tree/shrub with spiky leaves that are blue green, forming an airy conifer like large plant very quickly. In spring flossy white flowers crowd branches and are showy for several weeks. Full sun and average to poor well drained soil. Drought and frost hardy. Fast growing in youth to its ultimate size. Common near streams and bogs in rocky situations.</p>
<p><i>Leptospermum polygalifolium</i></p> 	<p>Common creek Tea Tree</p>	<p>1 x 1</p>	<p>Ornamental small tree (or shrub) with reddish new growth and dark green small pointy leaves. It grows along watercourses so can tolerate regular water. Useful screen and windbreak. Can be cut for cut flowers and foliage. Plants respond well to pruning so can be clipped to formal or informal hedges. Hardy in most soils and aspects.</p>



## Non-native Trees and Shrubs

Species	Common name	Height x width (m)	Description
<p>Arbutus unedo</p> 	Irish strawberry tree	8 x 3	An evergreen small tree in the Heath family. The showy red edible fruits mature in autumn and have a high sugar content but are rather bland tasting. It is slow-growing and may be trained to show off its interesting peeling bark. It is easy to grow, hardy and tolerates a wide range of soils. Lightly prune back the shoots regularly to maintain an attractive shape.
<p>Lagerstroemia indica</p> 	Crepe myrtle	6 x 6	It is an erect, wide-spreading, multi-stemmed, medium-sized, deciduous, flowering shrub or small tree that grows rapidly. Blooms through summer. Has exfoliating bark, and attractive autumn foliage. The blooms are crepe paper-like flowers in colours of white, pink, mauve, lavender, and purple. The leaves are light green with tinges of red. Excellent street tree.
<p>Photinia robusta</p> 	Many varieties/cultivars including "Red Robin"	3 x 3	A tall shrub that may be regarded as one of the toughest and most vigorous hedging species. Regular trimming is needed to keep Photinia hedges in shape and under control.

## 5.2. Appendix 2: Detailed Tree/shrub selection matrix

Genus	Common Name/s	Tree Size (small= <7m, Medium=7- 15m, Large > above 15m)	Growth Rate	Type and Origin	Habit / Form	Useful Life Expectancy (Short = < 10 years, Medium= 10-30 years, Long > 30 years)	Flowering seasons	Planting location
<i>Fraxinus angustifolia</i>	Narrow leaf ash	Large	Moderate	Deciduous	pyramidal shaped	Long	Autumn	Parks, gardens and street
<i>Fraxinus oxycarpa</i> "Raywoodii"	Claret ash	Medium	Fast	Deciduous	Upright, open canopy	Long	Autumn	Parks, gardens and street
<i>Fraxinus excelsior</i> "Aurea"	Golden ash	Medium	Moderate	Deciduous, Exotic	Rounded, spreading	Long	Autumn	Parks, gardens and streets
<i>Liquidambar styraciflua</i>	Liquidambar or sweet gum	Large	Fast	Deciduous, Exotic	Pyramidal canopy	Long	Autumn	Parks, gardens and street
<i>Ginkgo bilboa</i>	Maidenhair tree	Medium	moderate	Deciduous, Exotic	Open shrubby canopy	Long	Autumn	Street. parks, gardens
<i>Sapium sebiferum</i>	Chinese tallow	Medium	Fast	Deciduous	Irregularly oval, open canopy	Long	Autumn	Gardens and parks where there is space
<i>Malus floribunda</i>	Crab apple	Medium	Moderate	Deciduous, Exotic	Rounded	Long	Autumn	Hedging
<i>Murraya paniculata</i>	Mock orange	Small	Fast	Deciduous, Exotic	Rounded, densely-branched		Autumn	Garden
<i>Cotinus Coggyria</i>	Smoke bush	Small	Slow growing	Deciduous	Open-crown, round	Medium	Autumn	Parks, street, powerlines
<i>Prunus nigra</i>	Flowering plum	Small	Moderate	Deciduous	Rounded crown	Medium	Autumn	Parks, gardens and streets.
<i>Prunus serrulate</i>	Japanese flowering cherry	Medium	Moderate	Deciduous	Broad vase-shaped crown	Medium	Autumn	Larger gardens, streets and parks
<i>Acer rubrum</i>	Lipstick maple	Medium	Medium to Fast	Deciduous	Upright, rounded	Long	Autumn	Gardens and streets
<i>Acer palmatum</i>	Japanese maple	Small	Medium to Fast	Deciduous	Rounded to broad-rounded	Long	Autumn	Larger parks, gardens and wide streets
<i>Quercus coccinea</i>	Scarlet oak	Medium	Medium to Fast	Deciduous	Open, wide spreading	Long	Autumn	Street and Parks
<i>Nyssa sylvatica</i>	Tupelo	Medium	Medium	Deciduous	Upright, conical	Long	Autumn	Parks or open areas
<i>Quercus palustris</i>	Pin Oak	Large	Fast	Deciduous	Conical in shape	Long	Autumn	Gardens and tight spaces

Genus	Common Name/s	Tree Size (small= <7m, Medium=7- 15m, Large > above 15m)	Growth Rate	Type and Origin	Habit / Form	Useful Life Expectancy (Short = < 10 years, Medium= 10-30 years, Long > 30 years)	Flowering seasons	Planting location
<i>Pyrus calleryana</i>	Flowering pear	Medium	Fast	Deciduous	Upright, Oval or Rounded Shape	Medium	Autumn	Excellent park and shade tree, and can be used in streets
<i>Platanus orientalis</i> 'digitat'	Oriental Plane	Large	Fast	Deciduous	Pyramidal to rounded	Long	Autumn	Nice shade, park or streets
<i>Quercus rubra</i>	Red oak	Large	Fast	Deciduous	Upright, rounded	Long	Autumn	Street, Powerlines
<i>Koelreuteria peniculata</i>	Golden rain tree	Medium	Slow growing	Deciduous, Exotic	open branching and rounded	Long	Autumn	Street, Powerlines
<i>Acacia baileyana</i>	Cootamundra wattle	Small	Fast	Deciduous	wide-spreading	Medium	Autumn	Parks, Street
<i>Acacia implexa</i>	Hickory wattle	Small	Fast	Deciduous	Arching	Long	Autumn	Hedge
<i>Acacia fimbriata</i>	Fringed wattle	Small	Fast	Deciduous	globe-shaped	Medium	Autumn	Parks and gardens
<i>Nothofagus gunnii</i>	Fagus beech	Small	Fast	Deciduous	Thick shrubby appearance.	Medium	Autumn/Winter	Street and hedge
<i>Hakea laurina</i>	Pincushion hakea	Small	Fast	Deciduous	Dense, Round	Long	Spring	Creek areas
<i>Acacia filicifoli</i>	Fern-leaved Wattle	Small	Fast	Native	Erect shrub	Medium	Winter/Spring	wide streets and parks
<i>Acacia melanoxylon</i>	Blackwood	Medium	Fast	Native	Upright and spreading	Medium	Spring/Summer	Parks
<i>Angophora floribunda</i>	Rough-barked Apple	Medium	Fast	Native	Domed	Medium		Hedging
<i>Casuarina cunninghamiana</i>	River Oak	Large	Fast	Native	pyramidal	Long	Autumn	River banks to stabilise soils
<i>Eucalyptus blakelyi</i>	Blakel's Red Gum	Medium	Moderate	Native	V-shaped canopy	Long	Spring/Summer	Parks and gardens
<i>Eucalyptus melliodora</i>	Yellow Box	Large	Moderate to slow	Native	oval-shaped	Long	Summer	Parks and gardens
<i>Eucalyptus pauciflora</i>	Snow Gum or White Sally	Medium	Slow	Native	Spreading	Long	Summer and autumn	street tree, parks and gardens
<i>Eucalyptus viminalis</i>	Manna gum, Ribbon gum, White Gum	Large	Fast	Native	Open crown	Long	Spring	Hedge

Genus	Common Name/s	Tree Size (small= <7m, Medium=7- 15m, Large > above 15m)	Growth Rate	Type and Origin	Habit / Form	Useful Life Expectancy (Short = < 10 years, Medium= 10-30 years, Long > 30 years)	Flowering seasons	Planting location
Acacia rubida	Red-stemmed Wattle	Small	Fast	Native	Erect	Medium		Hedge
Acacia amoena	boomerang wattle	Small		Native	Erect	Medium	Spring, Summer	Creek land and poorly drained soils
Callistemon sieberi	Alpine or River Bottlebrush	Small	Fast	Native	Rounded	Long	Spring	Screen or informal hedge
Callistemon citrinus	Crimson Bottlebrush	Small	Slow	Native	Domed	Long	Spring and summer	Hedge, gardens
Callistemon pungens	Prickly Bottlebrush	Small		Native	Bushy	Long	Summer	Garden and landscape
Bursaria spinosa	Blackthorn	Small to medium	Fast	Native	Narrow to rounded	Long	Summer	Hedging and screening
Leptospermum polygalifolium	Common creek Tea Tree	Small	Fast	Native	Twiggy canopy	Long	Spring	Hedge
Acacia rubida	Red-stemmed Wattle	Small	Fast	Native	Erect to bushy	Long	summer	Screening
Callistemon sieberi	Alpine or River Bottlebrush	Small	Fast	Native	Dense	Long	Autumn	Hedge
Callistemon citrinus	Crimson Bottlebrush	Small	Slow	Native	Rounded	Long	Spring and Summer	Hedge, screen plant or street tree.
Callistemon pungens	Prickly Bottlebrush	Small	Fast	Native	Rounded	Long	Summer	Garden and landscape
Bursaria spinosa	Blackthorn	Small	Fast	Native	Oval or wedge- shaped	Long	spring and summer	Garden and landscape
Leptospermum polygalifolium	Common creek Tea Tree	Small	Slow	Native	Rounded	Long	Autumn	Excellent screen, informal hedge or windbreak
Arbutus unedo	Irish strawberry tree	small	Slow to moderate	Evergreen, Non native	Well-rounded dense canopy	Long	summer	Small gardens or parks along borders for screening

Genus	Common Name/s	Tree Size (small= <7m, Medium=7- 15m, Large > above 15m)	Growth Rate	Type and Origin	Habit / Form	Useful Life Expectancy (Short = < 10 years, Medium= 10-30 years, Long > 30 years)	Flowering seasons	Planting location
Lagerstroemia indica	Crepe myrtle	Small	moderate	Evergreen, Non native	Erect, wide-spreading	Long	Spring	Hedge for wider verges, nature strips, parks and reserves.
Photinia robusta	Many varieties/cultivars including "Red Robin"	Small	Fast	Evergreen, Non native	Domed	Long	Spring	Hedge
Acer platanoides	Crimson Sentry	Medium	Slow-moderate	Deciduous, Non native	Upright branching	Long	Summer and Autumn	Streets, parks and gardens
Fraxinus Americana	White Ash	Medium	Fast	Deciduous, Non native	Upright, rounded	Long		Street, parks and gardens
Pistacia chinensis	Chinese pistache	Medium	Moderate	Deciduous, Non native	upright oval, rounded	Long	-	Street, parks and gardens
Ulmus parvifolia	Chinese Elm	Large	Moderate	Deciduous, Non native	vase-shaped and spreading canopy	Long		Perfect for Shade tree in large spaces
Eucalyptus torquate	Coral Gum	Small-Medium	Moderate	Native	Spreading	Long	-	Gardens and streets

### 5.3. Appendix 3: Street Tree Planting Request Form



#### STREET TREE PLANTING REQUEST FORM

Use this form to seek council's approval to plant a tree at verge of your property.

#### Part 1: Applicant Details

1.1 Applicant Details	
Applicant Name:	Phone:
Property Address:	Mobile:
Email Address:	Signature:
Date:	

#### Part 2: Tree Details

##### 1. Who will supply and plant the tree/s

- Council to supply and plant tree(s)
- I will supply and plant my own tree(s) as per the preferred species list by Council
- Other (specify):.....

##### 2. Tree Preference

No.	Preferred tree names

##### 3. Proposed Planting location

Complete sketch of property, showing location of proposed nominated tree/s, street names and property address. Trees must be numbered clearly.

**Part 3: Access Details**

Do you need the inspecting officer to contact you for an appointment or to make special arrangements for access into your property - e.g. locked gate, dogs, you wish to be present?

No  A Council officer will inspect the tree planting sites after application

Yes  Please provide details of the person we need to contact to make an appointment.

Contact Person: \_\_\_\_\_ Phone: \_\_\_\_\_

**Part 4: Office Use Only**

**Approved**  **Refused**

Name :

Position:

Signature :

Date: \_\_\_\_\_

**Comments by Approval officer:**

## 5.4. Appendix 4: Application Form to Prune/Remove Tree(s)



### Application to Prune/Remove Tree(s)

Use this form to request an inspection for approval under [State Environmental Planning Policy \(Biodiversity & Conservation\) 2021](#)

#### Part 1: Applicant Details

1.1 Applicant Details			
Applicant Name:		Phone:	
Address:		Mobile:	
Email Address:		Signature:	
Date:			

1.2 Address of property where tree(s) is located	
Address:	
Suburb :	Post code:
Lot/Dp No.	

#### Part 2: TREE INFORMATION – Attach sheet if additional space is required?

Tree no.	Remove or prune	Type of tree	Approx. Height (m)	Reason (choose from options A)

**Options A:** (1. Structural Damage, 2.Plumbing problems, 3. Obstruction/Views, 4. Overhanging Residence, 5. Overhanging Neighbours, 6. Overhanging Wires, 7. Disease, 8.Dying 9. Dangerous)

Other (please specify.....)

**Complete sketch of property, showing location of nominated tree/s, street names and property address. Trees must be numbered clearly.**



(To clarify the identification of tree/s to be assessed, where possible mark those trees on-site with ribbon/tape to assist the tree officer undertaking the inspection)

SIGNIFICANT TREES		
1. Are any of the trees listed as an Environmental Heritage Item?	yes	No
2. Are any of the trees listed on Koala Tree Register?	Yes	No

SUPPORTING DOCUMENTATION		
What additional relevant documentation of photographs supports of the application?		
1. Arborist report	<input type="checkbox"/> Yes	<input type="checkbox"/> No
2. Plumber's report	<input type="checkbox"/> Yes	<input type="checkbox"/> No
3. Structural engineers report indicating damage to property	<input type="checkbox"/> Yes	<input type="checkbox"/> No
4. Other (Specify):-		

ACCESS DETAILS
Do you need the inspecting officer to contact you for an appointment or to make special arrangements for access into your property - e.g. locked gate, dogs, you wish to be present? No <input type="checkbox"/> A Council officer will inspect the tree works once the completed form has been registered. Yes <input type="checkbox"/> Please provide details of the person we need to contact to make an appointment.
Contact Person: _____ Phone: _____

**OFFICE USE ONLY**

Inspection notes		
Tree number and type	Determination	Comment

Uralla Shire Heritage Items are listed in Part 1 of Schedule 5 of the Uralla LEP and can be viewed via this link: [Uralla Local Environmental Plan 2012 - NSW Legislation](#) (Note whole gardens are listed where applicable).

Tree species identified as Koala Habitat trees in the Northern Tablelands are listed on the NSW Department of Planning and Environment webpage and can be viewed via this link: [Koala habitat | NSW Environment and Heritage](#)

Trees and vegetation in the Uralla Shire Council Local Government Area are protected under the [State Environmental Planning Policy \(Biodiversity & Conservation\) 2021](#)